

# Instructions for Producing IC-MED Journals Using MS-Word for Publication (style: Journal Title—Verdana, 16 pt bold)

**1<sup>st</sup> Author\*** (has footnote for author information), **Second Author<sup>1</sup>**, **Third Author<sup>2</sup>**,  
**and 4<sup>th</sup> Author<sup>2</sup>** (style: Author line—Times New Roman, 11 pt bold)

<sup>1</sup>University of Texas at San Antonio, Department of Electrical and Computer Engineering, USA  
 (style: Affiliation—10 pt Times New Roman)

<sup>2</sup> University of California, Los Angeles, USA

*Use separate line for each Author if they have different affiliations.*

Received Date (i.e., 1 January 2008); revised Date, accepted Date

## **Abstract (style: Head 1—Times New Roman 10 pt bold)**

Abstract text (style: Abstract—Times New Roman 10 pt). This is where the abstract will be placed. It should consist of one paragraph giving a concise summary of the material in the article below. Replace the title, authors, and addresses with your own title, authors, and addresses. You may have as many authors and addresses as you like. It is preferable not to use footnotes in the abstract or the title; the acknowledgements of funding bodies etc. are to be placed in a separate section at the end of the text.

## **Keywords (style: Head 1—Times New Roman 10 pt bold)**

Systems of Systems, Robotic Swarm, Sensor Network, Optimization (style: Abstract—Times New Roman 10 pt)

## **1. GUIDELINES (HEADING 1—TIMES NEW ROMAN 12 PT BOLD, ALL CAPS)**

### **Producing Hardcopy Using MS-Word**

You can delete our sample text and replace it with the text of your own contribution. *We recommend that you keep an initial version of this file for reference.*

The format for IC-MED articles will be in dual-column. Column specs are: 2.6” of equal width with a center spacing of .3”. A screenshot of the column width and spacing is shown in Figure 1.

Page numbers are included at the top of this page and the bottom of the following pages.

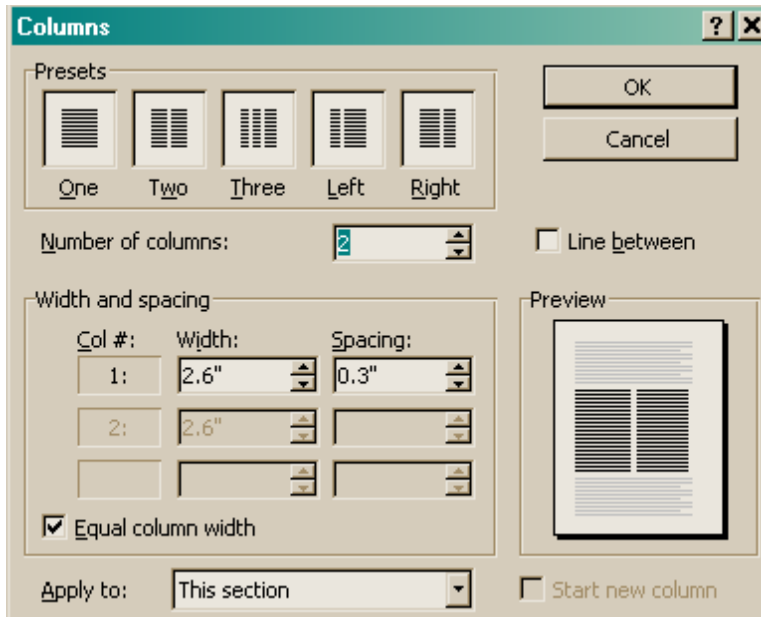
The final pagination of the volume will be done by the Production Manager.

If you want to use some other form of word-processor to construct your output, and you are using the final hard copy version of these files as guidelines; then please following the style(s) given here for headings, table and figure captions, and the footnote and citation marks.

## **2. MAJOR HEADINGS**

Major headings should be typeset in 12pt Bold Times New Roman, ALL CAPS, Numbered as 1. 2. 3. etc. (Note: Autonumbering is turned on—you may turn it off).

\* Corresponding author information: Name; Organization; Address; Phone/Fax; and e-mail



**Figure 1. Width and spacing for columns.**

### Sub-headings

Sub-headings should be typeset in 11pt bold Times New Roman, Upper and Lower Case, No numbering.

### Sub-subheadings

Typeset sub-subheadings in 11pt Italic, Capitalize 1st letter of 1st word only, No numbering.

Please preserve the style of the headings, text font and line spacing in order to provide a uniform style for the paper.

### Equations

Equations should be centered and numbered consecutively, as in Eq. (1). An alternative method is given in Eq. (2) for long sets of equations where only one referencing equation number is wanted.

$$m = \sum_{i=1}^n n_i \quad (1)$$

$$R = w.J = [w_1 \ w_2 \ w_3] \begin{bmatrix} J_a \\ -J_r \\ -J_p \end{bmatrix} = w_1 J_a - w_2 J_r - w_3 J_p \quad (2)$$

### Lists

Below is an example of a numbered list:

1. Environmental fluctuations may have a negative effect on the number of species. This effect is due to physiological stress, which may even cause the extinction of some species.
2. Both effects are independent and additive.
3. Both effects, and stress and competence, can be represented by average values in two different parameters, which may be considered as constants.

Example of bulleted list:

- Environmental fluctuations may have a negative effect on the number of species. This effect is due to physiological stress, which may even cause the extinction of some species.
- Both effects are independent and additive.

- Both effects, and stress and competence, can be represented by average values in two different parameters, which may be considered as constants.

### Tables

The tables are designed to have a uniform style throughout the paper. The Table Title is 11 pt bold, centered, 6 pt before, 6 pt after

Table entries are 10pt, tables have a line above and below the table—with a separator line between table heading row and table body (see Table 1) (NOTE: Tables can either go column width or across page).

**Table 1. Landsat 7 ETM+ bands, spectral ranges, and ground resolutions.**

Band Number	Spectral Range (µm)	Ground Resolution (m)
(Vis-Blue) TM2	0.525 - 0.605	30
(Vis-Green) TM3	0.630 - 0.690	30
(Vis-Red) TM4 (NIR)	0.750 - 0.900	30
TM5	1.550 - 1.750	30
(Mid-IR)	10.40 - 12.50	60
	2.090 - 2.350	30
	0.520 - 0.900	15

### Styles

A breakdown of styles are as follows:

- (1) Text: 10pt (Times New Roman); paragraph spacing: Single spacing 6pt after, paragraphs are not indented
- (2) Journal Title: 16pt (Verdana, Bold, Upper and Lower Case)
- (3) Author's Line: 11pt (Times New Roman, Bold, Upper and Lower Case)
- (4) Affiliations: 10pt (Upper and Lower Case)
- (5) Head 1: Abstract Title and Keywords Title: (Times New Roman, 10 pt, bold)
- (6) Abstract: Abstract Text and Keywords: (10pt Times New Roman, 10 pt)
- (7) Section heads:
  - (a) Heading 1: 1<sup>st</sup> level Section head
  - (b) Heading 2: 2<sup>nd</sup> level Section head
  - (c) Heading 3: 3<sup>rd</sup> level Section head
  - (d) Heading 4: 4<sup>th</sup> level Section head

- (8) Numbered list
- (9) Bulleted list
- (10) Equation: Centers equation, numbered in parenthesis (1), (2), at left margin.
- (11) Figure Caption: 10pt bold, centered, 6 pt before, 12 pt after (NOTE: Figures can either go column width or across page)
- (12) Table title: 11 pt bold, centered, 12 pt before, 6 pt after
- (13) Table text: 9pt, tables have a line above and below the table—with a separator line between table heading row and table body (see Table 1) (NOTE: Tables can either go column width or across page).
- (14) References: Automatically numbered list, 10pt

## 3. ILLUSTRATIONS AND IMAGES

Please prepare all line drawings, halftones (gray scale) and color illustrations in high resolution. The requirements are:

- (a) 600 dpi for line drawings (black and white)
- (b) 300 dpi for halftones (gray scale). Do not convert from color images as they reproduce very poorly.
- (c) Ensure all labels/annotations are sharp and clear for reproduction. Easy-to-read typeface/font like Arial, Helvetica or Times Roman are recommended for the labels.
- (d) To provide softcopy of the illustrations in either .eps, .tif, .jpg, .gif or .bmp format, preferable on a PC platform. All illustrations should be embedded in the text. At the same time provide the illustrations as individual files. Use the correct file names for each illustration, for example, John\_fig1.eps, John\_fig2.eps, or John\_fig1.tif, John\_fig2.tif.
- (f) If soft copies are not available, authors are requested to submit good original glossy prints for clear reproduction. Figure number must be clearly labeled on the back and preferably indicate

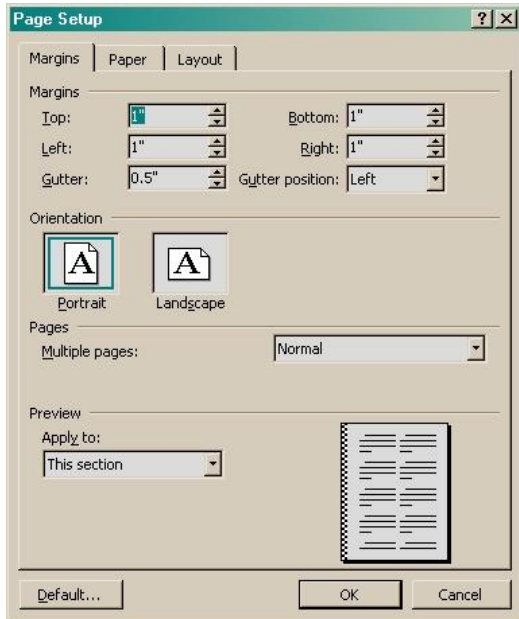
which side of the figure is the top by using an arrow pointing upwards.

#### 4. ADDITIONAL INSTRUCTIONS

Note this set of common abbreviations:

- Equation(s) — Eq./Eqs.
- Figure(s) — Please spell out as Figure or Figures
- Reference(s) — Ref./Refs.
- Section(s) — Do not abbreviate

The margins for IC-MED are 1” top, bottom, left, and right, with a 0.5” gutter for binding, (see below).



The page setup: layout shows headers/footers “different first page” and “different odd and even” checked and headers/footers 0.5” from edge.

**NOTE: Paper size is 8” × 10”.**

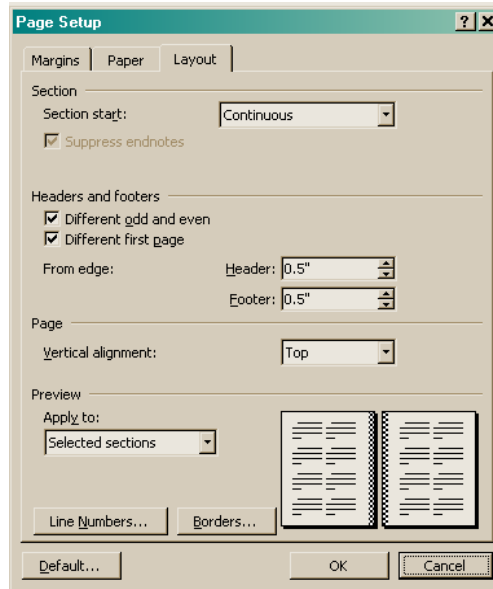
#### 5. CONCLUSIONS

Conclusions are inserted at this point, before acknowledgements.

#### ACKNOWLEDGEMENTS

If you wish to acknowledge funding bodies etc., the acknowledgments may be placed in a

separate section at the end of the text, before the Conclusions.



**Page Setup.**

#### APPENDIX

An Appendix can be inserted here and include equations which would be numbered as shown Eq. (A.3)

$$a_{cT} = \bigcup_{i=1}^m a_{ci} \quad (\text{A.3})$$

If more than one Appendix is necessary then set headings as Appendix A, Appendix B, etc.

#### REFERENCES

Example references:


- [1] D. Lopez, “Lessons Learned from the Front Lines of the Aerospace,” Proc. of IEEE Int. Conf. on System of Systems Engineering, Vol. X, No. XX pp. XX-XX Los Angeles, 2006.
- [2] L. A. Wojcik and K.C. Hoffman, “Systems of Systems Engineering in the Enterprise Context: A Unifying Framework for Dynamics,” Proc. of IEEE Int. Conf. on System of Systems

Engineering, pp. XX-XX, Los Angeles, 2006.

- [3] A. Abel and S. Sukkariieh, "The Coordination of Multiple Autonomous Systems using Information Theoretic Political Science Voting Models," Proc. Of IEEE Int. Conf. on System of Systems Engineering, pp. XX-XX, Los Angeles, 2006.
- [4] M. J. DiMario, "System of Systems Interoperability Types and Characteristics in Joint Command and Control," Proc. of IEEE Int. Conf. on System of Systems Engineering, pp. XX-XX, Los Angeles, 2006.
- [5] A. Meilich, "System of Systems (SoS) Engineering & Architecture Challenges in a Net Centric Environment," Proc. of IEEE Int. Conf. on System of Systems Engineering, pp. XX-XX, Los Angeles, 2006.
- [6] R. Abbott, "Open at the Top; Open at the Bottom; and Continually (but Slowly) Evolving," Proc. of IEEE Int. Conf. On System of Systems Engineering, Los Angeles, pp. XX-XX, 2006.
- [7] A. Chandrakasan, R. Min, M. Bhardwaj, S.H. Cho, and A. Wang, "Power Aware Wireless Microsensor Systems," Proc. of the 32nd European Solid-State Device Research Conf. pp. 24-26, 2002
- [8] D. Rakhmatov and S. Vrudhula, "Energy Management for Battery-Powered Embedded Systems," ACM Transactions on Embedded Computing systems, Vol. 2, No. 3, pp. 277-324, 2003.
- [9] V. Srinivasan, P. Nuggehalli, and R. Rao, "Design of optimal energy aware protocols for wireless sensor networks," Proc. of 53rd IEEE Vehicular Technology Conf, pp. 2494-2498, 2001.
- [10] K. S. Narendra and S. M. Li, "Neural networks in control systems". In: Mathematical Perspectives on Neural Networks (Paul Smolensky, M.C. Mozer

and Rumelhart D.E.,eds). Chap. 11, pages: 347-394. Lawrence Erlbaum Associates, 1996.

## AUTHOR INFORMATION



Include up to 100 word bio of each author. Also include photos separately as .jpg, or .eps format.